




FOUR A'S TEXT PROTOCOL

Students explore a text to understand how their own beliefs or values can have an impact on how they interpret the text.

 **Time:** 30 min.

 **Material:** Assigned text, highlighters, writing utensils, sticky notes or paper.

 **Student guide:** Yes.

 **Tips:** Unpack the four questions with the students before assigning the text. Give examples of arguments and assumptions and how the questions can build off one another. Students can be fixed on what they agree or disagree with, but have difficulties finding evidence to support.

Directions

1. The teacher introduces the assigned text and strategy.
2. The students get into groups and read the text silently, highlighting and writing notes to answer the four questions.
 - a. **Argument:** What is the argument or point the Author is making?
 - b. **Assumptions:** What assumptions does the Author make?
 - c. **Agree/disagree:** What do you agree or disagree with in the text?
 - d. **Affirming:** Which of your beliefs is the Author affirming?
3. Each student in the group takes turns sharing an answer to each of the four questions.
4. Conclude with students coming together as a class and sharing their groups agreements and disagreements. Optional: Continue into an open classroom discussion.
5. Debrief the protocol.